

MARGIEDEEB.COM

The Bead Artists' First, Only, and Complete
Source for Color Mastery



[The Beader's Color Palette](#)

Join Margie's Color Coterie:
margiedeeb.com/newsletter

Margie's Blog:
colorforbeadartists.com

Art Bead Scene's Turquoise Color Challenge

Below you'll see a palette from Margie Deeb's [Spring/Summer 2010 Color Report for Bead & Jewelry Artists](#).

For the challenge, use the following colors in anything you want, in any proportions you want. An art bead, a bead or component made by an artist or yourself, needs to be included in your design.

A panel of judges will select a winner based on creativity, aesthetics, use of color, and wearability.

GUIDELINES: To enter, email a digital photo of your piece no larger than 8" x 10" at 72ppi resolution (no larger than 2 MB, no smaller than 1 MB) to

ColorChallenge@gmail.com

with "ABS Turquoise Challenge" in the subject line (if the subject line is not correct, it may end up in the junk mail folder and never be seen).

DEADLINE: April 1st, 2010.

PRIZE: Winner will receive a year's worth (2) of Margie Deeb's Color Report for Bead & Jewelry Artists.



Palette #161. Unusually intriguing, combine TURQUOISE with VIOLET and accent with toned down amberish yellows (like DB-781 and 109) In gemstones, use **amber** and **citrine** as accents. This unexpected combo will surely attract attention.

www.MargieDeeb.com

MARGIEDEEB.COM


The Art of Color for Bead Artists

“Best How-To
Craft Book of
2009”

-Library Journal




The Beader's Color Palette: 20 Creative Projects and 220 Inspired Combinations for Beaded and Gemstone Jewelry Gather from history, culture, and our planet to create stunning color schemes for beaded creations. (Paperback, 192 pages) \$24.95 US Dollars



The only book of its kind written specifically for bead artists, ***The Beader's Guide to Color*** teaches bead artists of all levels everything they need to know about color to create unique and vibrant beadwork designs. Margie discusses psychological and symbolic color associations, and ways in which color can be used to create and accentuate pattern, rhythm, and movement. 21 color schemes are described and illustrated in detail with accompanying projects for all skill levels. (Paperback, 144 pages)


\$21.95 US Dollars



Beading Her Image illustrates the power and beauty of the feminine in 15 seed bead patterns for **peyote, brick, square stitch, and loomwork**. Women from a wide range of times and cultures are woven into tapestries, necklaces, and bracelets. The stunning and gorgeous color palettes that artist Margie Deeb is known for adorn each piece.

Includes loom building instructions, finishing split loom necklace instructions, and peyote, brick, and looming instructions. (Paperback, 44 pages)

\$19.95 US Dollars



Out On A Loom is a creative journey through color, design, and form for the beginning to intermediate level seed bead artist.

The soft cover book features 32 full-color pages of detailed instructions, patterns, illustrations, and diagrams for creating loom woven bracelets, mini-tapestries and split loom necklaces. Professional and creative finishing techniques are provided so each finished project can be a work of art. (Paperback, 36 pages)

\$19.95 US Dollars

Artist, designer, musician, and color expert

Margie Deeb is the author of several beading books, including the popular ***The Beader's Guide to Color*** and ***The Beader's Color Palette***. Her color palette book was named the **Best Craft How-To Book of 2009** by the prestigious Library Journal.



She teaches color courses for artists, interior designers, and bead artists. Her free monthly color column, ***"Margie's Muse,"*** is available on her website. She produces a free graphically enhanced podcast, ***"Margie Deeb's Color Celebration,"*** available on iTunes.

Her articles have appeared in *Bead & Button* and *Beadwork* magazines, and she writes a regular color column in *Step-by-Step Beads*. She has appeared on the PBS show "Beads, Baubles, and Jewels" speaking about color. Visit Margie's website for her books, patterns, jewelry, inspiration, and more.

Margie's Blog:

colorforbeadartists.com

MARGIEDEEB.COM
The Bead Artists' Complete Source for Color Mastery

Book + Kit = FREE Color Wheel

Get the Latest Kits in the Hottest Color Palettes

WHY C-M-Y?
by Margie Deeb

Read the complete article

I encourage artists to learn and use the C-M-Y wheel, which opens doors in for what we've always known to be primary blue, and magenta fills in for red.

Yellow, red and blue have long been considered primaries because they are pure; they have no other colors in them, and in theory, all other colors can be created by mixing combinations of yellow, red and blue. However, one pure and magenta is made of blue and red, and the mixing of these primaries creates a broader and more luminous range of colors than the traditional yellow-red-blue primaries of the artist's wheel. It is difficult, if not impossible, to mix vibrant purples and red-violets using a true blue and red pigment. Because magenta is more luminous than red, using it as a primary rather than red greatly expands the red-cobalt-purple range.

Visit my Blog:
www.ColorForBeadArtists.com

Visit me on Facebook
www.MargieDeeb.com

The Best Artist (and, Only, and Complete Source for Color Mastery)

Join Margie's color coterie:
margiedeeb.com/newsletter